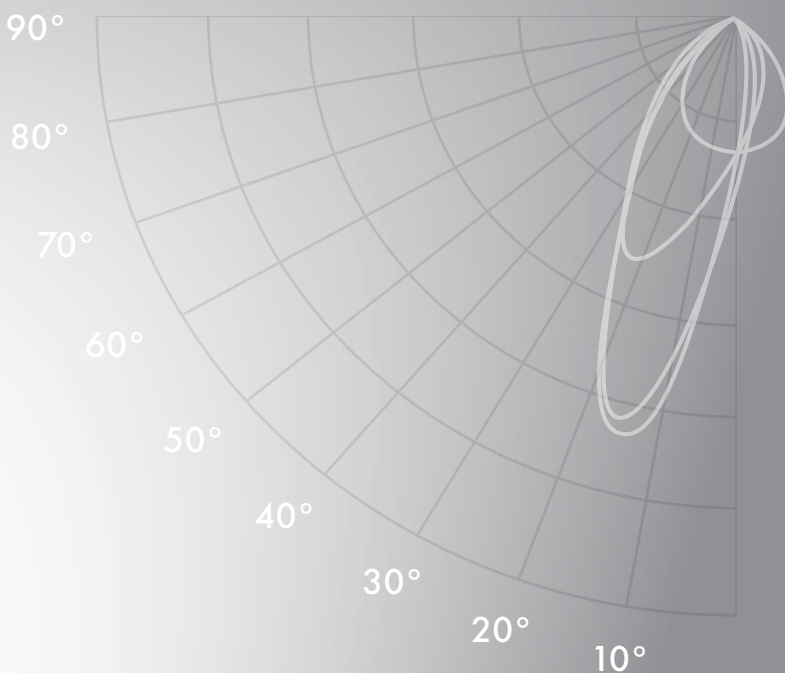


USAI® Lighting



**Choose What You See.**

Light Where You Want It.

**TrueZero<sup>360</sup>**

DELIVERED BY QUIET COMFORT™ OPTICS

**82%**  
light on  
the wall

Eliminates  
backlight  
and scatter



# TrueZero<sup>360</sup>

DELIVERED BY QUIET COMFORT™ OPTICS

**TrueZero360** is part of USAI’s quiet product offering providing 360° comfort from every viewing angle in a space. Packed with up to 2575 glare-free delivered lumens, **TrueZero360** is designed with our unique flush glass, recessed lighting aesthetic and delivered with our **Quiet Comfort Optical System**.

**THE RESULT:** A unique and beautiful 3" full family of downlight, adjustable, and wall wash that provides the perfect balance of performance and comfort with the most seamless ceiling you will ever see.

## Quiet and Modern Aesthetic

**Truly Zero.** Designed for the ultimate quiet ceiling experience, this fixture's glass aligns with the ceiling plane and appears to float gracefully with one singular identity for downlight, wall wash and adjustable options. Available in trimmed, trimless and millwork.



### FEATURES

#### TIER 2



#### TIER 3



#### APERTURE & SHAPE



Round and Square

#### THE POWER

Up to 2,575 Glare-free Delivered Lumens

#### TRIMS

Trimmed, Trimless, Millwork

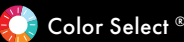
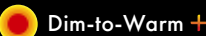
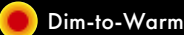
#### FUNCTIONS

Downlight  
Adjustable  
Wall Wash

#### BEAM SPREADS

25° - 60° with TIR Options

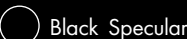
#### LED COLOR OPTIONS



#### HOUSING OPTIONS

Flat, Flat Adjustable, New Construction, Insulation Contact, Chicago Plenum Housing Options

#### FINISH OPTIONS



#### LISTINGS



IBEW Union Made



Meets WELL Building Standards



0.1% Dimming Options



Dry, Damp, Wet Locations



5 Year Warranty



Buy American Act Compliant



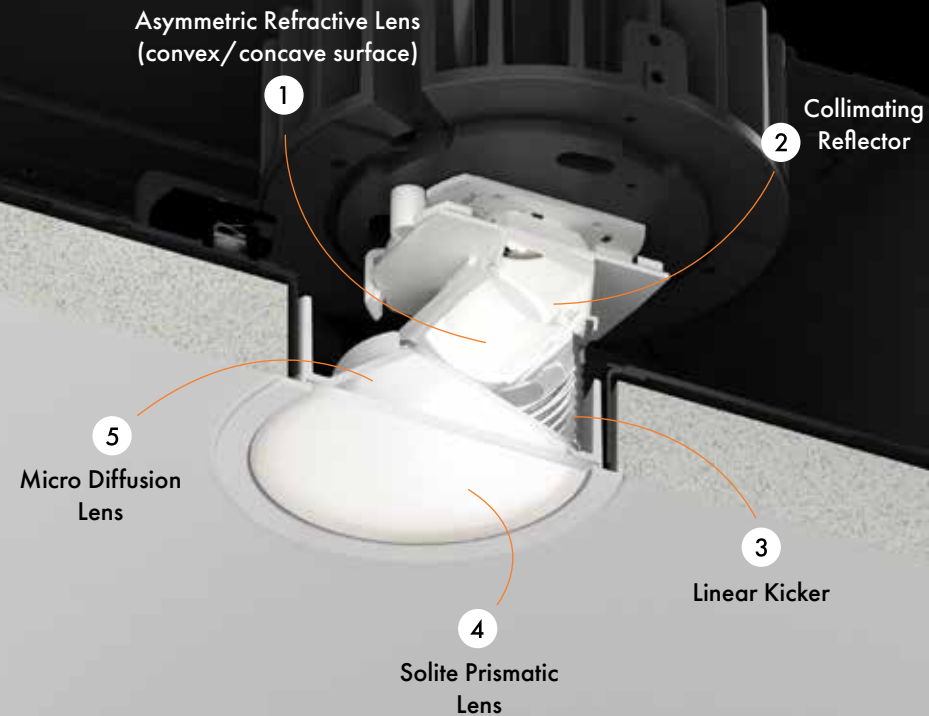
CSA-US Listed



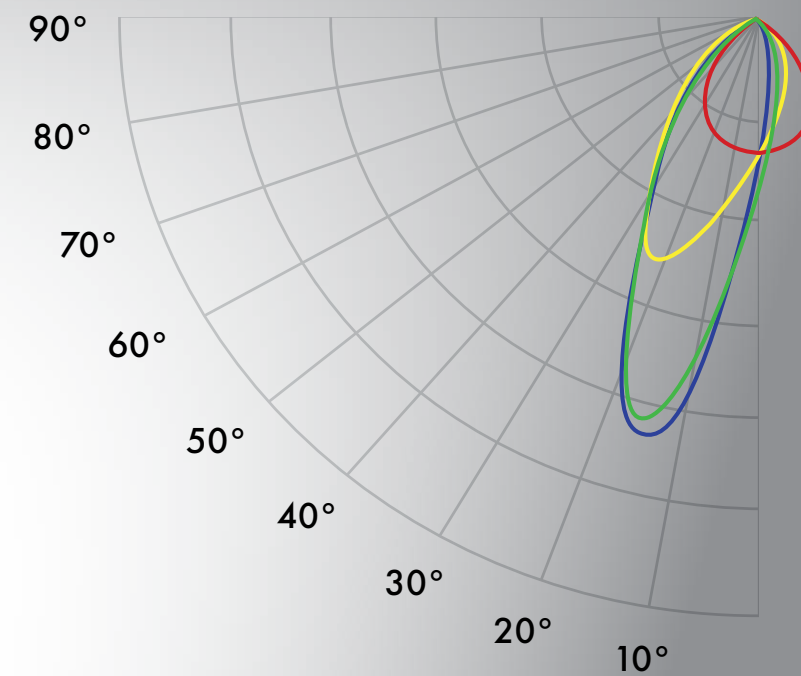
Title24/JA8

# Quiet Comfort Optics™

## 5-Part Patented Wall Wash Optical System



**82%**  
light on  
the wall



## Choose What You See. Light Where You Want It.

**RESULTS:** An exceptional wall wash designed for a premium experience—solving typical wall wash challenges.

**Perfectly Illuminated Wall** – lights high and wide, top to bottom. Providing exceptional uniformity horizontally. Brighter at eye level allowing the eye to travel where you want it, while gradually illuminating up and down the wall with less intensity. No scalloping.

**Increased Efficiency** – 82% light distribution is focused directly on the wall. Eliminates backlight and scatter.

**360° Glare-Free Comfort** – Occupants can walk, sit or work under this wall wash with extraordinary visual comfort from advanced glare control.

**Fixture Location Flexibility** – Install as close as 12" away from the wall without compromising performance. Suggested distance is 24"–36" away from the wall for 8' to 12' walls.

Eliminates  
backlight  
and scatter

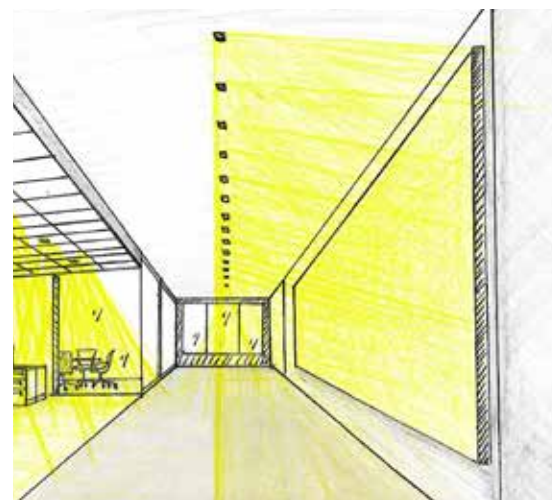
## The technology behind 360° comfort

### How does innovation begin at USAI?

It begins with curiosity and a vision. We wanted to make the perfect wall wash. So, we let our imaginations start with incredibly lofty goals, and then we got to work. USAI engineers pushed boundaries and applied fresh thinking to develop an extraordinary wall wash, and then adapted the technology to create 360° of glare-free downlight and adjustable fixtures. This means comfortable lighting from every viewing angle.

### Curious how it works?

LED light naturally spreads in 180° directions. The Quiet Comfort Optical™ System harnesses and controls the light efficiently – placing light where you want it. This 5-part patented system fully directs light on the wall from multiple controlled directions. Beams are focused and framed while preventing unwanted brightness from bouncing back in the room.





# Redefining Quiet

24/7, lights on or off



## TrueZero360® Design

Elevating the Bar for Quiet Ceilings



### Quiet Comfort™ Optics for Downlight and Adjustable

Similar to the Wall Wash, the Downlight and Adjustable have optics positioned at a greater distance from the flush glass as well as detailed design elements to create advanced glare control to provide 360° of comfort.

### Pristine Below-the-Ceiling Appearance

The Truly Zero flush glass aesthetic aligns with the ceiling and hides the internal engineering of the fixture – providing one singular visual identity for downlight, adjustable, and wall wash.

### Quiet 24/7 Lights On/Off:

This unique design results in a clean monolithic ceiling whether the lights are on or off across the entire product family. When lights are on, within its unique internal design, the light source and fixture's interior nearly disappear while maintaining a subtle luminance on the lens. When lights are off, the fixture's interiors and flush solite glass blends into the ceiling.

TrueZero360 are forever discreet – elevating the bar for quiet ceilings.



Scan to view the  
TrueZero360  
Applications Guide



TrueZero360®  
Wall Wash

82%  
Lighting on  
the Wall

Comfortable light levels directly under fixtures

# 360° Comfort

Light Where You Want It

**USAI**®  
Lighting

CALL, EMAIL, OR VISIT [USAILIGHTING.COM](https://usailighting.com) TO LEARN MORE

**USAI LIGHTING COLLABORATORY**

13 CROSBY STREET  
NEW YORK, NY 10013  
(845) 234-4090  
[SHOWROOM@USAILIGHTING.COM](mailto:SHOWROOM@USAILIGHTING.COM)

**USAI LIGHTING HEADQUARTERS**

1126 RIVER ROAD  
NEW WINDSOR, NY 12553  
(845) 565-8500  
[INFO@USAILIGHTING.COM](mailto:INFO@USAILIGHTING.COM)

©2025 USAI, LLC. All rights reserved.  
TrueZero360 is trademarked and USAI, BeveLED, BeveLED Mini, Classic White, Warm Glow, Color Select and Infinite Color+ are registered trademarks of USAI LLC. All designs protected by copyright. Covered by US Patents. Patents pending CA-130D